




KAYCEE

Brand that set the standards

BASIC



ACTUAL SIZE

SUB-MINIATURE

MICROSWITCH

TYPE

K4/K7

Kaycee for Commitment...
Kaycee for Quality...

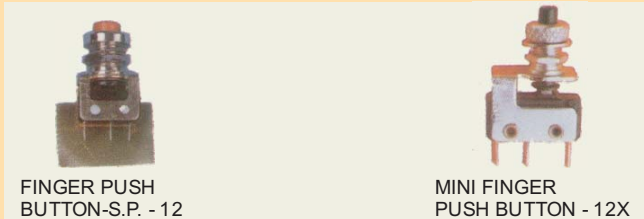


INTEGRAL ACTUATORS



PLAIN LEVER - 03


ROLLER LEVER - 04



FINGER PUSH
BUTTON-S.P. - 12


MINI FINGER
PUSH BUTTON - 12X

AUXILIARY ACTUATORS



ROLLER LEVER - 09

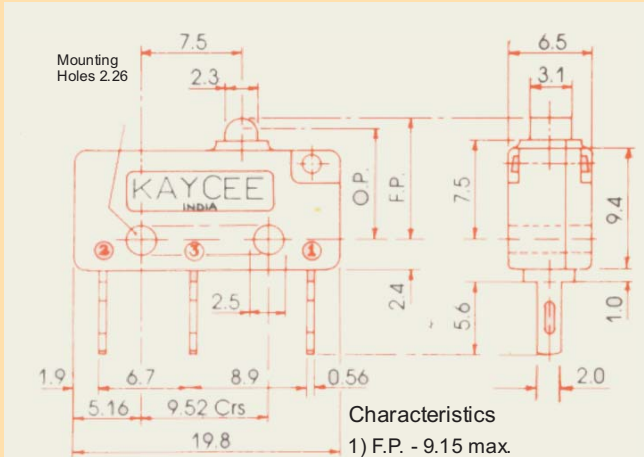
ZIG ZAG LEVER - 50



PLAIN LEVER - 51

PLAIN LEVER - 52

DIMENSIONS (in mm)



Characteristics

- 1) F.P. - 9.15 max.
- 2) O.P. - 8.80/8.00
- 3) O.T. - Plunger may be depressed to case.
- 4) M.D. - 0.10 max.
- 5) A.F. - 140 gms. max.
- 6) R.F. - 28 gms. min.

DRG NO:
K-4 - C. 728/2

GENERAL TOLERANCES	
Full Figure	+1
Upto 1st Decimal	+0.5
Upto 2nd Decimal	+0.25

KAYCEE Sub-Miniature Micro Switch type K4 / K7 has been designed for use where space is at premium. This incorporates precision snap action and has a long life mechanism. It is an ideal component for electronic and aerospace equipments or any application where size and weight are critical factors. Switches conform to ISS 6089 and approved as per JSS 51204 BY LCSO.

CIRCUITRY: Single Pole - Changeover with 1 NO and 1 NC contact arrangement

EXECUTIONS: Kaycee Sub-Miniature Micro Switches are available in two different types of terminals and actuators as shown in the catalogue.

MATERIAL:

- a) Housing & Cover - Best quality electrical grade material with high insulating property.
- b) Contact material - K4 Silver Inlay Copper Gold plated
K7 Silver Inlay Copper Silver Plated.
- c) Terminals - K4 - Gold plated k7 - Silver plated.
- d) Plunger - Derlin
- e) Contact Bridge - Beryllium Copper properly heat-treated.
- f) Springs - High Quality Spring Steel
- g) Actuators - Stainless Spring Steel.

TERMINALS:

- A) 2.00 mm Tabs for quick connecting receptacles or soldering.
- B) PCB mounting terminals.

NOMINAL RATING:

For Resistive Loads:

Voltage	Switches with 140gms Actuating force	Switches with 50 gms actuating force
AC	Amps	Amps
250	5	2
DC		
30	5	2
250	0.25	0.25

HIGH VOLTAGE TEST:

Switches withstand 2 KVAC between current carrying parts and accessible metal parts. 1KVAC between open contacts.

TEMPERATURE:

Operational range is from - 55° C to 80° C

LIFE EXPECTANCY:

- A) Mechanical: 10,000,000 operations.
- B) Electrical: 100,000 operations at rated resistive current under normal conditions.

CONTACT RESISTANCE: 10M ohm (max.)

INSULATION RESISTANCE: 100M ohm (min.)

ACTUATING FORCE:

Choice of two Actuating Forces:

- A) with 140 gms (max.) - with white plunger
- B) with 50 gms (max.) - with red plunger

OPERATING CHARACTERISTIC:

ACTUATING FORCE: 140 gms. (Max.) / 50 gm (max).

RELEASE FORCE: 28 gms (min.) / 10 gm (min).

MOVEMENT DIFFERENTIAL: 0.10 (max.)

OVERTRAVEL: Till plunger head flush with switch case when depressed fully.

FREE POSITION: 9.15 (max.)

OPERATING POSITION:

WEIGHT: 1.7gms (approx) of K 4A 518 and K4 208

Product improvement being a continuous process at KAYCEE the product supplied may differ from that illustrated and described in the literature.



Manufactured by:

KAYCEE INDUSTRIES LIMITED

32, Ramjibhai Kamani Road, Ballard Estate,
Mumbai - 400 001.

Tel. : +91 (22) 2261 3521 / 22 / 23

Fax : +91 (22) 2261 6106

E-mail : kayceeindltd@vsnl.com

Website : www.kayceeindustries.com

Branch Offices :

Delhi : 0931 20 04687

Kolkata : 093392 00968

Indore : 093007 51464

Bangalore : 093428 53324

Chennai : 093812 01556

01-01-2010

