

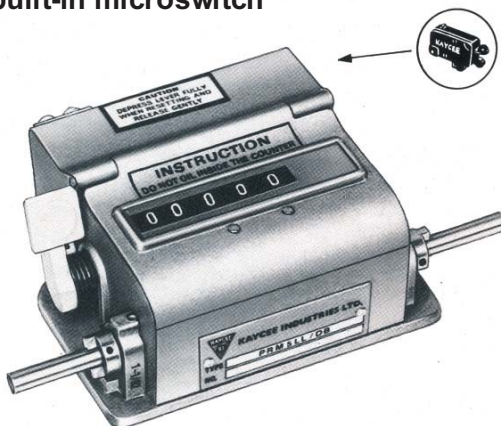


KAYCEE

Brand that set the standards

AVOID PRODUCTION LOSSES DUE TO OVERRUN/SHORTAGE

built-in microswitch



USE KAYCEE PREDETERMINED COUNTER

Specifications:


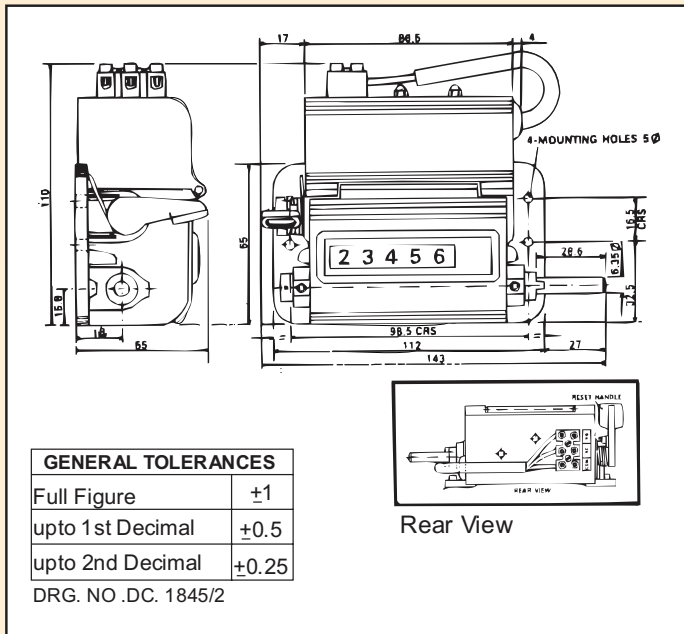
No. of Figures	: 5
Max. Setting	: 89,999
Size of Figure	: 6mm.
Speed: Rev. type	: 1440 rpm.
Stroke type	: 500 spm.
Gearing type	: 1:1, standard Other ratios to order.

Kaycee predetermined counter is an instrument for production control. It counts revolutions or strokes. This counter counts backwards from preadjusted number to zero, then operating the built in micro switch which may be used to stop or start the machine and to give light or bell signal if required. Thus eliminating losses due to shortage or overrun and controlling production to the exact quantities required.

Kaycee for Commitment...
Kaycee for Quality...



DIMENSIONS (in mm.)



WORKING INSTRUCTIONS

OPERATION

Predetermined Counter is supplied with spring loaded number wheels, the number band portion of which can be set by hand to the desired number, when in motion the figures subtract and when passing over zero to 99999 position the built-in microswitch is operated.

TO SET THE FIGURE WHEELS TO THE DESIRED NUMBER

- (1) Gently move the reset lever to the maximum position and HOLD.
- (2) The spring loaded number wheels can be rotated to the figure required by pushing the number band portion to the left hand side and rotating to the desired figure (see drawing). When releasing number band portion make sure that this is properly located. This operation should be carried out whilst the reset lever is still held down.
- (3) Gently release the reset lever (do not allow the lever to flick back).
- (4) Start the machine. The figures will now move backwards to zero and then to 99999 when the switch is operated.

TORSET

- (1) On pressing down the reset lever to its maximum, the counter will reset automatically to the previously set number, and electrical circuit will be reversed.
- (2) Gently release the reset lever (do not permit it to flick back).

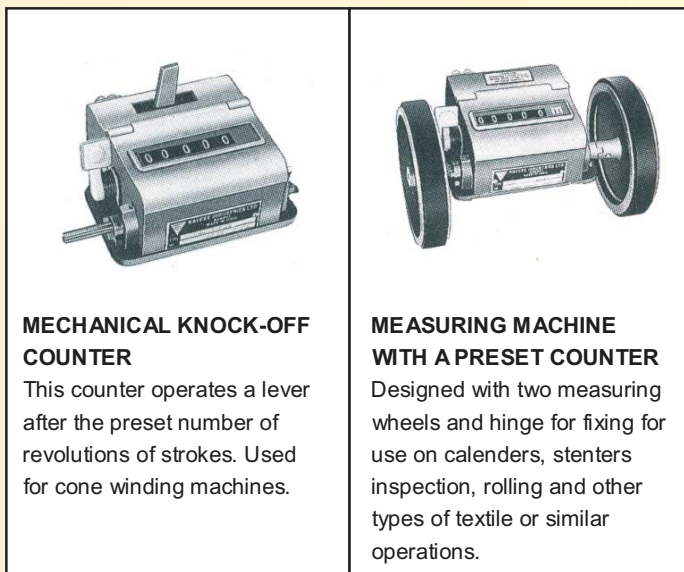
OILING INSTRUCTIONS

RESTRICT OILING TO THE TWO MAIN BEARING ONLY DO NOT OIL INSIDE THE COUNTER

TO CONNECT THE MICROSWITCH

- (1) Connect two wires to the terminal block. To stop the machine connect Comm, and NC, To light a bulb or ring a bell connect Comm, and NO Terminal Comm is incoming, NO makes the contact and NC breaks contact at the end of operation.
- (2) Microswitch Kaycee - Type K3 B 5230-08
Nominal rating 5A/250V A.C.

SPECIAL EXECUTIONS



MECHANICAL KNOCK-OFF COUNTER

This counter operates a lever after the preset number of revolutions of strokes. Used for cone winding machines.

MEASURING MACHINE WITH A PRESET COUNTER

Designed with two measuring wheels and hinge for fixing for use on calenders, stenters inspection, rolling and other types of textile or similar operations.

While ordering please specify side of drive, reset and rotation of the drive shaft. Ask for questionnaire.



Manufactured by :

KAYCEE INDUSTRIES LIMITED

32, Ramjibhai Kamani Road, Ballard Estate, Mumbai - 400 001.

Tel. : +91 (22) 2261 3521 / 22 / 23

Fax : +91 (22) 2261 6106

E-mail : kayceindltd@vsnl.com

Website : www.kayceeindustries.com

Branch Offices :

Delhi : 0931 20 04687

Kolkata : 093392 00968

Indore : 093007 51464

Bangalore : 093428 53324

Chennai : 093812 01556

